



TOP CITIES WITH THE MOST TRANSPLANTS ENTERING SUMMER 2023



 PRIME LOCATIONS FOR REAL ESTATE INVESTMENT


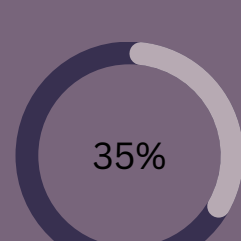



1. GEORGETOWN, TEXAS




44
Size Rank in State




10.5%
 Annual Growth Rate: 10.54%



35%
 Growth since 2020: 35.08%




Population Density: 1,680 people per sq mile


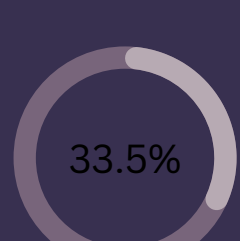



2. LEANDER, TEXAS

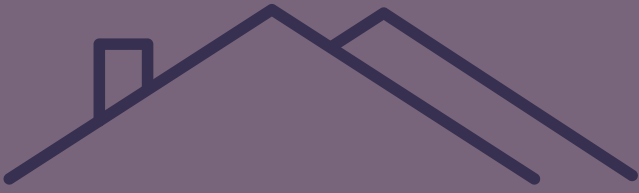


49
Size Rank in State



10.1%
 Annual Growth Rate: 10.1%



33.5%
 Growth since 2020: 33.47%


Population Density: 2,171 people per sq mile




3. QUEEN CREEK, ARIZONA

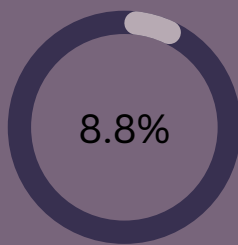


15


Size Rank in State



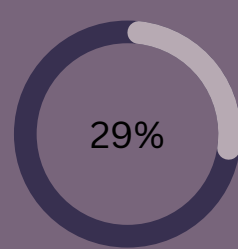
Current Population:
78,634



Annual Growth Rate:
8.87%



2020 Population:
60,942



Growth since 2020:
29.03%



Population Density: 2,428
people per sq mile



4. BUCKEYE, ARIZONA

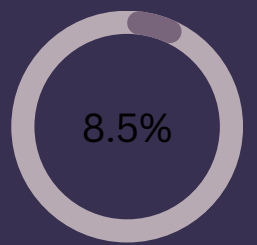


11


Size Rank in State



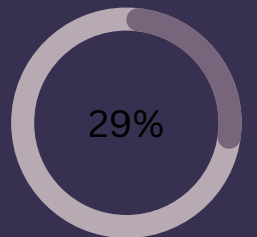
Current Population:
119,434



Annual Growth
Rate: 8.57%



2020 Population:
93,314



Growth since
2020: 27.99%



Population Density: 304
people per sq mile




5. NEW BRAUNFELS, TEXAS

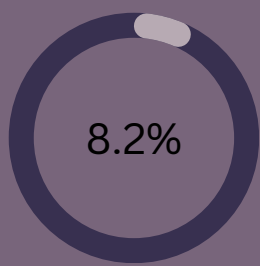


32


Size Rank in State



Current Population:
115,851

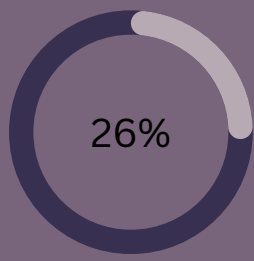


Annual Growth Rate:
8.25



2020 Population:
913,19

Growth since 2020:
26.86



Population Density: 2564
people per sq mile



6. FORT MYERS, FLORIDA

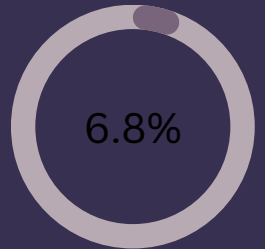


22


Size Rank in State



Current Population:
105,260

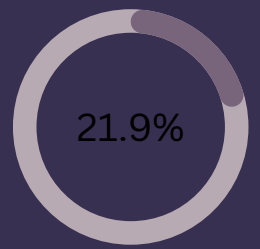


Annual Growth Rate:
6.82



2020 Population:
86,354

Growth since 2020:
21.89



Population Density: 2642
people per sq mile




7. CASA GRANDE, ARIZONA

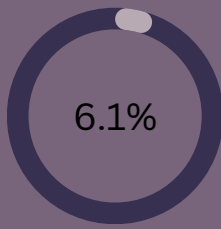


18


Size Rank in State



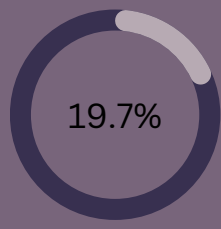
Current Population:
65,064



Annual Growth Rate:
6.19%



2020 Population:
54,335



Growth since 2020:
19.75%



Population Density: 558
people per sq mile



8. MARICOPA, ARIZONA

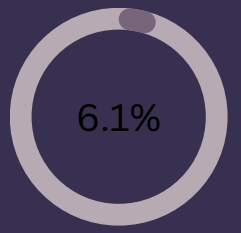


17


Size Rank in State



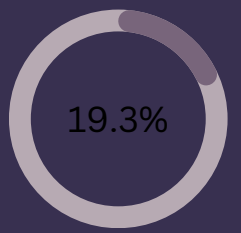
Current Population:
70,560



Annual Growth Rate:
6.07%



2020 Population:
59,133



Growth since 2020:
19.32%



Population Density: 1,649
people per sq mile




9. NORTH PORT, FLORIDA



29

Size Rank in State



Current Population: 89,143 Annual Growth Rate: 5.55%



2020 Population: 75,816 Growth since 2020: 17.58%



Population Density: 898 people per sq mile



10. SPRING HILL, TENNESSEE



12

Size Rank in State



Current Population: 59,282 Annual Growth Rate: 5.42%



2020 Population: 50,595 Growth since 2020: 17.17%



Population Density: 2,213 people per sq mile

sources

<https://worldpopulationreview.com/t>

<https://www.bankforeclosuresale.com/real-estate-blog/top-cities-with-the-most-transplants-entering-summer-2023/>